

Prices for Securities Traded as of 07/04/2021

Printed 07/04/2021 15:21:40.040

PRICES FOR EQUITY SECURITIES TRADED ON 07/04/2021

S/N	COMPANY	PCLOSE	OOPEN	OPEN	HIGH	LOW	%SPREAD	OCLOSE	CLOSE	CHANGE	%CHANGI	TRADES	VOLUME	VALUE
1	ABBEYBDS	1.05	-	1.05	-	-	-	-	1.05	-	↓	2	251	263.55
2	ABCTRANS	0.32	-	0.32	0.33	0.33	-	-	0.33	0.01	↑	9	577,418	189,355.23
3	ACADEMY	0.41	-	0.41	-	-	-	-	0.41	-	↓	2	800	328.00
4	ACCESS	8.10	8.10	8.10	8.10	7.90	2.47	-	7.90	-0.20	↓	721	38,384,641	308,553,382.85
5	AFRINSURE	0.20	-	0.20	-	-	-	-	0.20	-	↓	1	12,500	2,500.00
6	AFRIPRUD	5.25	-	5.25	5.40	5.35	0.93	-	5.40	0.15	↑	57	1,935,880	10,485,377.20
7	AFROMEDIA	0.20	-	0.20	-	-	-	-	0.20	-	↓	2	12,501	2,500.20
8	AIICO	1.21	1.20	1.20	1.20	1.20	-	-	1.20	-0.01	↓	21	574,773	688,437.60
9	AIRTELAFRI	930.00	-	930.00	-	-	-	-	930.00	-	↓	11	375	313,875.00
10	ALEX	7.30	-	7.30	-	-	-	-	7.30	-	↓	2	3,811	25,152.60
11	ARDOVA	15.20	-	15.20	14.15	14.15	-	-	14.15	-1.05	↓	34	374,957	5,286,392.45
12	BERGER	6.50	-	6.50	-	-	-	-	6.50	-	↓	14	46,428	301,716.20
13	BOCGAS	13.61	-	13.61	-	-	-	-	13.61	-	↓	8	37,952	464,981.00
14	BUACEMENT	72.70	-	72.70	-	-	-	-	72.70	-	↓	20	26,116	1,744,742.25
15	CADBURY	8.25	-	8.25	-	-	-	-	8.25	-	↓	34	93,315	751,821.80
16	CAP	23.90	-	23.90	-	-	-	-	23.90	-	↓	38	248,810	5,752,501.15
17	CAVERTON	1.95	-	1.95	-	-	-	-	1.95	-	↓	15	63,704	123,275.30
18	CHAMPION	2.25	-	2.25	2.20	2.20	-	-	2.20	-0.05	↓	15	314,588	692,089.29
19	CHAMS	0.21	-	0.21	0.21	0.21	-	-	0.21	-	↓	15	2,117,066	445,226.64
20	CHELLARAM	2.24	-	2.24	-	-	-	-	2.24	-	↓	1	32	70.40
21	CHIPLC	0.29	-	0.29	0.31	0.29	6.45	-	0.31	0.02	↑	7	534,437	158,986.73
22	CILEASING	5.00	-	5.00	-	-	-	-	5.00	-	↓	4	8,947	42,510.75
23	CONOIL	17.05	-	17.05	-	-	-	-	17.05	-	↓	28	16,069	288,618.25
24	CORNERST	0.60	-	0.60	0.57	0.57	-	-	0.57	-0.03	↓	4	306,568	174,250.42
25	COURTVILLE	0.23	-	0.23	0.23	0.21	8.70	-	0.23	-	↓	18	12,611,752	2,707,498.66

Prices for Securities Traded as of 07/04/2021

Printed 07/04/2021 15:21:40.040

S/N	COMPANY	PCLOSE	OOPEN	OPEN	HIGH	LOW	%SPREAD	OCLOSE	CLOSE	CHANGE	%CHANGI	TRADES	VOLUME	VALUE
26	CUSTODIAN	7.00	-	7.00	-	-	-	-	7.00	-	-	17	65,043	457,335.85
27	CUTIX	2.25	-	2.25	2.25	2.20	2.22	-	2.20	-0.05	-2.22	33	1,037,545	2,291,293.80
28	CWG	2.54	-	2.54	-	-	-	-	2.54	-	-	2	5,181	14,454.99
29	DAARCOMM	0.21	-	0.21	-	-	-	-	0.21	-	-	2	10,800	2,165.00
30	DANGCEM	215.00	-	215.00	-	-	-	-	215.00	-	-	100	301,315	66,314,382.40
31	DANGSUGAR	17.05	-	17.05	17.00	17.00	-	-	17.00	-0.05	-0.29	144	1,716,413	29,072,151.70
32	EKOCORP	6.00	-	6.00	-	-	-	-	6.00	-	-	1	4	24.00
33	ENAMELWA	19.90	-	19.90	-	-	-	-	19.90	-	-	1	1	17.95
34	ETERNA	5.99	-	5.99	-	-	-	-	5.99	-	-	80	2,576,658	13,924,708.10
35	ETI	5.00	-	5.00	4.90	4.90	-	-	4.90	-0.10	-2.00	47	452,409	2,218,365.60
36	ETRANZACT	2.25	-	2.25	-	-	-	-	2.25	-	-	2	174	391.50
37	FBNH	7.30	-	7.30	7.30	7.20	1.37	7.25	7.25	-0.05	-0.68	138	12,351,712	89,728,661.00
38	FCMB	2.96	-	2.96	2.89	2.77	4.15	-	2.89	-0.07	-2.36	83	5,592,307	15,599,262.62
39	FIDELITYBK	2.59	-	2.59	2.61	2.45	6.13	-	2.50	-0.09	-3.47	180	21,080,086	53,207,735.25
40	FIDSON	4.75	-	4.75	-	-	-	-	4.75	-	-	17	171,504	763,348.12
41	FLOURMILL	29.00	-	29.00	31.00	31.00	-	-	31.00	2.00	6.90	125	1,350,320	40,603,065.00
42	FTNCOCOA	0.43	-	0.43	-	-	-	-	0.43	-	-	19	631,266	271,610.12
43	GLAXOSMITH	6.80	-	6.80	-	-	-	-	6.80	-	-	24	195,364	1,315,495.90
44	GUARANTY	28.95	-	28.95	28.95	28.00	3.28	28.00	28.00	-0.95	-3.28	516	29,208,291	819,079,718.40
45	GUINEAINS	0.20	-	0.20	-	-	-	-	0.20	-	-	1	40,000	8,000.00
46	GUINNESS	33.00	-	33.00	-	-	-	-	33.00	-	-	114	776,631	24,252,002.65
47	HONYFLOUR	1.23	-	1.23	1.20	1.19	0.83	-	1.19	-0.04	-3.25	46	1,382,020	1,652,611.58
48	IKEJAHOTEL	1.10	-	1.10	-	-	-	-	1.10	-	-	5	7,623	7,695.00
49	INITSPCL	0.42	-	0.42	0.46	0.46	-	-	0.46	0.04	9.52	2	107,800	49,588.00
50	INTBREW	5.70	-	5.70	5.70	5.70	-	-	5.70	-	-	40	626,777	3,585,075.65

Prices for Securities Traded as of 07/04/2021

Printed 07/04/2021 15:21:40.040

S/N	COMPANY	PCLOSE	OOPEN	OPEN	HIGH	LOW	%SPREAD	OCLOSE	CLOSE	CHANGE	%CHANGI	TRADES	VOLUME	VALUE
51	JAIZBANK	0.60	-	0.60	0.66	0.60	9.09	-	0.66	0.06 ↑	10.00	69	5,651,563	3,541,141.73
52	JAPAULGOLD	0.49	0.53	0.53	0.53	0.50	5.66	-	0.53	0.04 ↑	8.16	98	19,359,518	10,194,134.44
53	JBERGER	20.00	-	20.00	-	-	-	-	20.00	- ↓	-	25	111,976	2,121,969.60
54	JOHNHOLT	0.53	-	0.53	0.51	0.51	-	-	0.51	-0.02 ↓	-3.77	6	382,651	195,152.01
55	LASACO	1.29	-	1.29	-	-	-	-	1.29	- ↓	-	16	219,506	284,995.32
56	LEARNAFRCA	1.09	-	1.09	-	-	-	-	1.09	- ↓	-	8	20,500	22,405.00
57	LINKASSURE	0.79	-	0.79	0.84	0.80	4.76	-	0.84	0.05 ↑	6.33	32	1,325,457	1,079,462.31
58	LIVESTOCK	1.87	-	1.87	1.81	1.76	2.76	-	1.76	-0.11 ↓	-5.88	37	4,033,663	7,180,480.64
59	MANSARD	1.00	-	1.00	1.06	0.97	8.49	-	0.97	-0.03 ↓	-3.00	75	6,035,217	5,987,251.55
60	MAYBAKER	4.20	-	4.20	-	-	-	-	4.20	- ↓	-	31	349,424	1,441,250.13
61	MBENEFIT	0.43	-	0.43	0.46	0.39	15.22	-	0.42	-0.01 ↓	-2.33	50	25,448,694	10,020,644.99
62	MCNICHOLS	0.80	-	0.80	-	-	-	-	0.80	- ↓	-	2	3,090	2,441.10
63	MOBIL	228.00	-	228.00	-	-	-	-	228.00	- ↓	-	19	34,977	7,190,738.60
64	MRS	10.90	-	10.90	-	-	-	-	10.90	- ↓	-	21	22,254	260,506.10
65	MTNN	160.20	-	160.20	162.00	160.20	1.11	-	162.00	1.80 ↑	1.12	150	2,353,979	381,241,413.80
66	MULTIVERSE	0.20	-	0.20	-	-	-	-	0.20	- ↓	-	4	20,740	4,148.00
67	NAHCO	2.20	-	2.20	2.20	2.20	-	-	2.20	- ↓	-	37	1,065,238	2,356,569.88
68	NASCON	15.20	-	15.20	-	-	-	-	15.20	- ↓	-	23	112,722	1,628,817.55
69	NB	51.00	-	51.00	-	-	-	-	51.00	- ↓	-	59	248,868	12,460,745.30
70	NEIMETH	1.95	-	1.95	-	-	-	-	1.95	- ↓	-	8	81,399	164,724.52
71	NEM	2.13	-	2.13	-	-	-	-	2.13	- ↓	-	14	305,383	627,513.06
72	NESTLE	1,375.00	-	1,375.00	1,420.00	1,420.00	-	-	1,420.00	45.00 ↑	3.27	68	366,687	521,359,950.50
73	NIGERINS	0.20	-	0.20	-	-	-	-	0.20	- ↓	-	1	454	90.80
74	NNFM	6.20	-	6.20	-	-	-	-	6.20	- ↓	-	9	31,760	215,448.40
75	NPFMCRFBK	1.95	-	1.95	-	-	-	-	1.95	- ↓	-	9	175,036	320,202.28














Prices for Securities Traded as of 07/04/2021

Printed 07/04/2021 15:21:40.040

S/N	COMPANY	PCLOSE	OOPEN	OPEN	HIGH	LOW	%SPREAD	OCLOSE	CLOSE	CHANGE	%CHANGI	TRADES	VOLUME	VALUE
76	OANDO	3.10	-	3.10	3.10	3.10	-	-	3.10	-	-	56	867,238	2,716,382.44
77	OKOMUOIL	90.00	-	90.00	90.00	90.00	-	-	90.00	-	-	30	511,363	46,025,059.50
78	OMATEK	0.20	-	0.20	-	-	-	-	0.20	-	-	1	2,000	400.00
79	PHARMDEKO	1.48	-	1.48	1.34	1.34	-	1.34	1.34	-0.14	-9.46	6	2,342,690	3,139,246.60
80	PRESKO	72.00	-	72.00	-	-	-	-	72.00	-	-	23	89,550	5,858,259.45
81	PRESTIGE	0.46	-	0.46	0.46	0.42	8.70	-	0.42	-0.04	-8.70	8	1,262,318	536,664.28
82	PZ	4.85	-	4.85	4.85	4.85	-	-	4.85	-	-	35	534,031	2,584,777.40
83	REDSTAREX	3.44	-	3.44	-	-	-	-	3.44	-	-	8	138,019	466,357.60
84	REGALINS	0.29	-	0.29	-	-	-	-	0.29	-	-	2	51,000	14,780.00
85	ROYALEX	0.36	0.36	0.36	0.39	0.36	7.69	-	0.39	0.03	8.33	21	1,925,485	707,146.67
86	RTBRISCOE	0.20	-	0.20	-	-	-	-	0.20	-	-	1	10,000	2,000.00
87	SEPLAT	550.00	-	550.00	-	-	-	-	550.00	-	-	14	144,271	77,779,972.60
88	SKYAVN	3.33	-	3.33	-	-	-	-	3.33	-	-	1	5,000	17,500.00
89	SOVRENINS	0.23	-	0.23	0.25	0.23	8.00	0.23	0.23	-	4.35	21	3,831,703	911,310.45
90	STANBIC	50.95	-	50.95	52.55	52.55	-	52.55	52.55	1.60	3.14	111	820,694	43,551,227.50
91	STERLNBANK	1.69	-	1.69	1.62	1.53	5.56	-	1.53	-0.16	-9.47	98	5,540,902	8,676,155.53
92	SUNUASSUR	0.66	-	0.66	-	-	-	-	0.66	-	-	2	455	291.20
93	TOTAL	142.00	-	142.00	-	-	-	-	142.00	-	-	34	12,979	1,780,359.70
94	TRANSCOHOT	3.25	-	3.25	-	-	-	-	3.25	-	-	4	1,600	5,600.00
95	TRANSCORP	0.82	-	0.82	0.81	0.77	4.94	0.79	0.79	-0.03	-3.66	177	31,860,192	24,899,066.48
96	TRIPPLEG	0.72	-	0.72	-	-	-	-	0.72	-	-	6	14,103	11,095.91
97	UACN	9.75	-	9.75	9.90	9.70	2.02	-	9.75	-	-0.51	212	12,945,939	126,864,988.65
98	UAC-PROP	0.80	-	0.80	0.82	0.80	2.44	-	0.80	-	2.50	21	523,092	422,353.96
99	UBA	7.00	-	7.00	7.05	6.85	2.84	-	6.95	-0.05	-0.71	207	12,988,610	90,126,357.90
100	UBN	5.05	-	5.05	5.00	4.90	2.00	-	4.90	-0.15	-2.97	84	2,228,258	11,045,084.40

Prices for Securities Traded as of 07/04/2021

Printed 07/04/2021 15:21:40.040

S/N	COMPANY	PCLOSE	OOPEN	OPEN	HIGH	LOW	%SPREAD	OCLOSE	CLOSE	CHANGE	%CHANGI	TRADES	VOLUME	VALUE
101	UCAP	5.50	-	5.50	5.50	5.40	1.82	-	5.50	 - ↓	-1.82	116	3,252,258	17,865,011.60
102	UHOMEIT	36.60	-	36.60	-	-	-	-	36.60	 - →	-	3	1,037	41,289.30
103	UNILEVER	13.30	-	13.30	-	-	-	-	13.30	 - →	-	55	221,060	2,918,134.45
104	UNITYBNK	0.71	-	0.71	-	-	-	-	0.71	 - →	-	7	107,568	76,306.98
105	UNIVINSURE	0.20	-	0.20	-	-	-	-	0.20	 - →	-	2	2,500	500.00
106	UPDCREIT	5.60	-	5.60	-	-	-	-	5.60	 - →	-	8	22,136	130,766.00
107	UPL	1.07	-	1.07	-	-	-	-	1.07	 - →	-	3	4,346	5,084.82
108	VERITASKAP	0.20	-	0.20	0.20	0.20	-	-	0.20	 - →	-	5	1,455,950	291,194.50
109	VITAFOAM	8.30	-	8.30	8.35	8.10	2.99	-	8.30	 - ↓	-2.41	38	1,245,606	10,272,959.60
110	WAPCO	21.50	-	21.50	21.50	21.00	2.33	-	21.00	 -0.50 ↓	-2.33	142	3,739,769	79,658,365.25
111	WAPIC	0.53	-	0.53	0.53	0.50	5.66	-	0.50	 -0.03 ↓	-5.66	47	2,675,604	1,359,217.30
112	WEMABANK	0.59	-	0.59	0.60	0.58	3.33	0.58	0.58	 -0.01 ↓	-1.69	65	4,299,584	2,524,452.77
113	ZENITHBANK	21.90	-	21.90	21.90	20.65	5.71	21.00	21.00	 -0.90 ↓	-4.11	763	55,030,501	1,156,499,173.55
Total												6,130	356,461,102	4,193,302,105.65

Prices for Securities Traded as of 07/04/2021

Printed 07/04/2021 15:21:40.040

PRICES FOR ETF SECURITIES TRADED ON 07/04/2021

S/N	COMPANY	PCLOSE	OPEN	HIGH	LOW	%SPREAD	CLOSE	CHANGE	%CHANG	TRADES	VOLUME	VALUE
1	LOTUSHAL15	12.57	12.57	12.32	12.32	-	12.32	-0.25 ↓	-1.99	1	92	1,133.44
2	MERGROWTH	15.70	15.70	17.00	17.00	-	17.00	1.30 ↑	8.28	1	10,000	170,000.00
3	NEWGOLD	8,275.00	8,275.00	9,300.00	8,275.00	11.02	9,300.00	1,025.00 ↑	12.39	5	3,605	29,946,175.00
4	VETGRIF30	16.49	16.49	16.49	16.49	-	16.49	- →	-	1	250	4,122.50
5	VETINDEF	18.99	18.99	18.88	17.55	7.04	18.88	-0.11 ↓	-0.58	2	122,782	2,155,110.05
Total										10	136,729	32,276,540.99

Prices for Securities Traded as of 07/04/2021

Printed 07/04/2021 15:21:40.040

PRICES FOR BOND SECURITIES TRADED ON 07/04/2021

<u>S/N</u>	<u>COMPANY</u>	<u>PCLOSE</u>	<u>OPEN</u>	<u>HIGH</u>	<u>LOW</u>	<u>%SPREAD</u>	<u>CLOSE</u>	<u>CHANGE</u>	<u>%CHANGE</u>	<u>TRADES</u>	<u>VOLUME</u>	<u>VALUE</u>
1	FGS202259	100.00	100.00	102.00	102.00	-	102.00	2.00 ↑	2.00	1	20	20,399.98
2	FGS202270	93.00	93.00	93.44	93.44	-	93.44	0.44 ↑	0.47	1	100	93,439.40
3	FGSUK2025S2	101.89	101.89	102.50	102.50	-	102.50	0.61 ↑	0.60	1	1,000	1,025,002.00
Total										3	1,120	1,138,841.38